


10 - 2000 MHz SW-2000 SERIES SWITCHES WITH DRIVERS



FEATURES

- 10 - 2000 MHz
- Solid State Reliability
- TTL Control

DESCRIPTION

Multithrow PIN diode switches that cover the frequency range from 10 - 2000 MHz are available in SPST, SPDT, SP3T and transfer configurations.

All feature rugged, hermetically sealed PIN diodes and micro-strip construction that meet MIL-STD-202C environmental requirements. TTL drivers feature ultra reliable discrete component construction including hermetically sealed transistors available in JANTX level reliability. Drivers, in addition, will withstand up to 300% overload and reverse polarity connection for up to 30 seconds without damage.

Optional control port connectors, power supply voltages, male RF connectors and truth tables are available.

9/87

SPECIFICATIONS

MODEL NUMBER	SWITCH TYPE	FREQUENCY RANGE (GHz)	MAXIMUM INSERTION LOSS (dB)	MINIMUM ISOLATION (dB)	MAXIMUM VSWR
SW-2000-1A	SPST	.01-2	1.5	40	1.5
SW-2000-2A	SPDT	.01-2	1.5	40	1.5
SW-2000-3A	SP3T	.01-2	1.7	40	1.6
SW-2000-TRA	Transfer	.01-2	1.7	40	1.6

SWITCHING SPEED: (10% RF to 90% RF) 1.5 μ s
 (90% RF to 10% RF) 1.5 μ s

POWER HANDLING: +36 dBm, Max

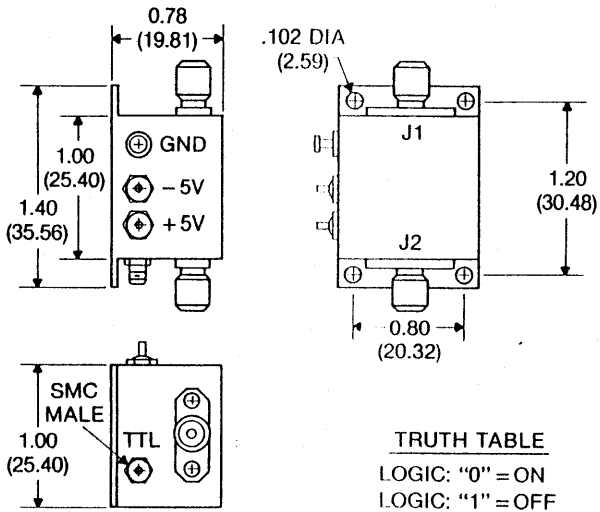
TTL DELAY: 200 ns, typical

POWER SUPPLY: +5VDC @ 100 mA, Max
 -5VDC @ 50 mA, Max

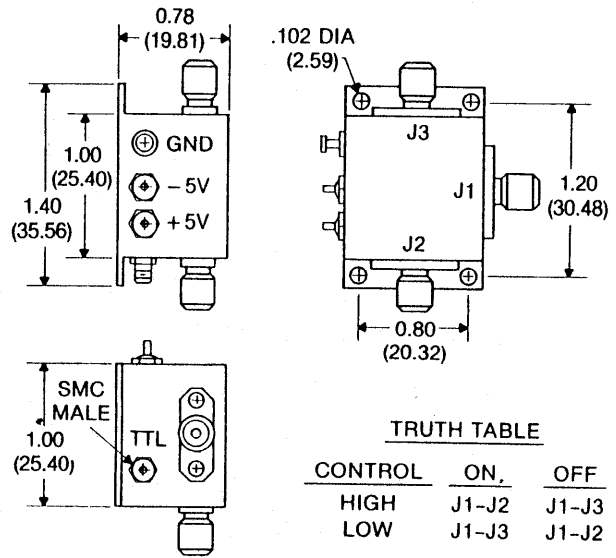
OPTIONS: 001 - 70 dB, Min Isolation (Available on SPST only)
 002 Independent Controls (SPDT)
 003 SMA Male Connectors
 004 Solder Pin Control Terminal
 005 Reverse Logic
 006 - 15V Supply
 007 - 12V Supply

MECHANICAL DATA

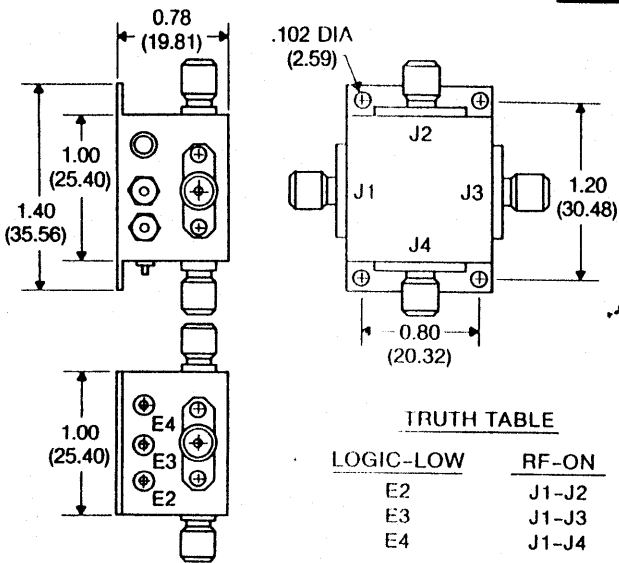
DIMENSIONS



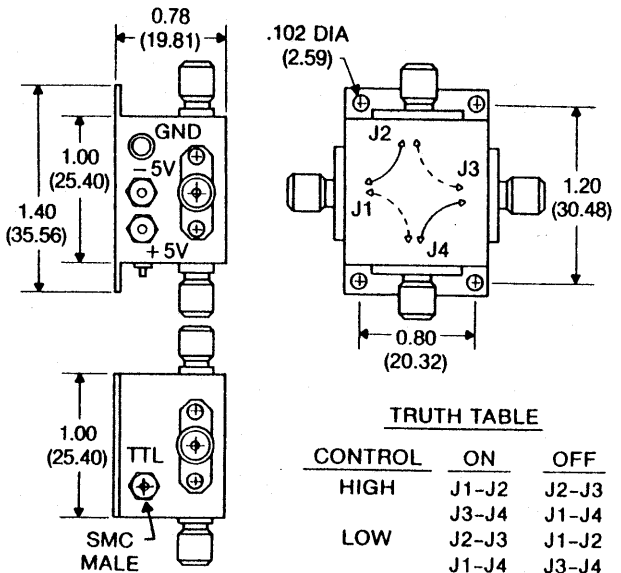
MODEL: SW-2000-1A



MODEL: SW-2000-2A



MODEL: SW-2000-3A



MODEL: SW-2000-TRA